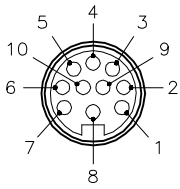
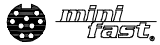


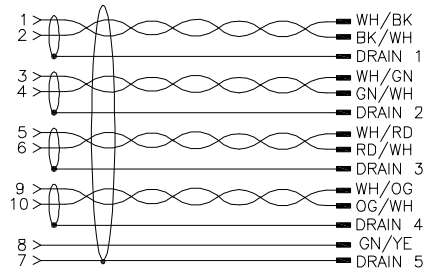
MALE END VIEW



- 1 = WHITE/BLACK
- 2 = BLACK/WHITE
- 3 = WHITE/GREEN
- 4 = GREEN/WHITE
- 5 = WHITE/RED
- 6 = RED/WHITE
- 7 = DRAIN
- 8 = GREEN/YELLOW
- 9 = WHITE/ORANGE
- 10 = ORANGE/WHITE

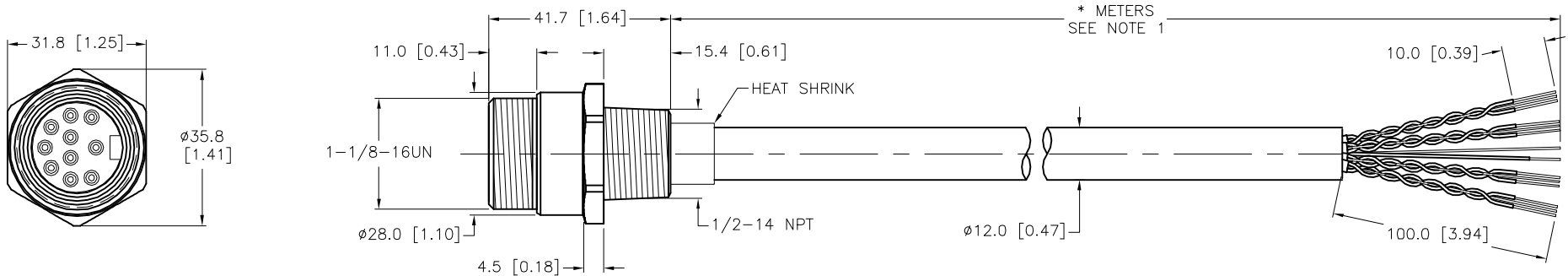


WIRING DIAGRAM



SPECIFICATIONS

CONTACT CARRIER MATERIAL	TPU
CONTACT MATERIAL/PLATING	BRASS/GOLD
COUPLING NUT MATERIAL/PLATING	BRASS/NICKEL
RATED CURRENT [A]	7.0 A
RATED VOLTAGE [V]	600 V
OUTER JACKET MATERIAL/COLOR	PVC/BLACK
CONDUCTOR INSULATION MATERIAL	PVC
NUMBER OF CONDUCTORS	9x18 AWG
CONDUCTOR ARRANGEMENT	4-SHIELDED, TWISTED PAIRS w/DRAIN, 1 GND, 1 DRAIN
DRAIN/SHIELD	5x20 AWG DRAINS/FOIL SHIELD
TEMPERATURE RATING	-40°C to +105°C (-40°F to +221°F)
PROTECTION CLASS	NEMA 1,3,4,6P,12 & IECIP67, IP68,IP69,IP69K
CABLE RATINGS	UL: ITC-ER/PLTC-ER, DIRECT BURIAL, 105C CSA: CIC/TC, 90C, 600V C(UL) C22.2 NO 245/1309 MARINE SHIPBOARD/IEEE 1580



CABLE LENGTH	TOLERANCE*
ALL LENGTHS	+ 4% (OR 50mm) OF LENGTH - 0% (OR 0mm) OF LENGTH WHICHEVER IS GREATER
STRIP LENGTH	TOLERANCE*
0-7mm	±0.5mm
8-29mm	±1.0mm
30-49mm	±2.0mm
50-69mm	±3.0mm
70-100mm	±4.0mm
OVER 100mm	±5.0mm

* UNLESS OTHERWISE SPECIFIED

NOTES:

1. "*" INDICATES CABLE LENGTH IN METERS. CONTACT TURCK TO ORDER SPECIFIC LENGTHS.

SOURCE DRAWING - FOR REFERENCE ONLY

RELATED DOCUMENTS 1. 2. 3. 4.	3RD ANGLE PROJECTION 	THIS DRAWING IS CONFIDENTIAL AND THE PROPERTY OF TURCK INC. USE OF THIS DOCUMENT WITHOUT WRITTEN PERMISSION IS PROHIBITED.		3000 CAMPUS DRIVE MINNEAPOLIS, MN 55441 1-800-544-7769 (763) 553-7300 (763) 553-0708 fax www.turck.us		
		DRFT	RWC	DATE	06/11/08	DESCRIPTION P-RSF 101-489-*/14.5/NPT
MATERIAL SEE SPECIFICATIONS	ALL DIMENSIONS DISPLAYED ON THIS DRAWING ARE FOR REFERENCE ONLY	APVD	T.V.	SCALE	1=1.5	
FINISH SEE SPECIFICATIONS		CONTACT TURCK FOR MORE INFORMATION	UNIT OF MEASUREMENT MILLIMETER [INCH]		IDENTIFICATION NO.	REV 1
I	UPDATE PROTECTION CLASS	CBM	04/13/21	76628		
REV	DESCRIPTION	BY	DATE	ECO NO.	DO NOT SCALE THIS DRAWING	FILE: 777021954